

**vtech**<sup>®</sup>

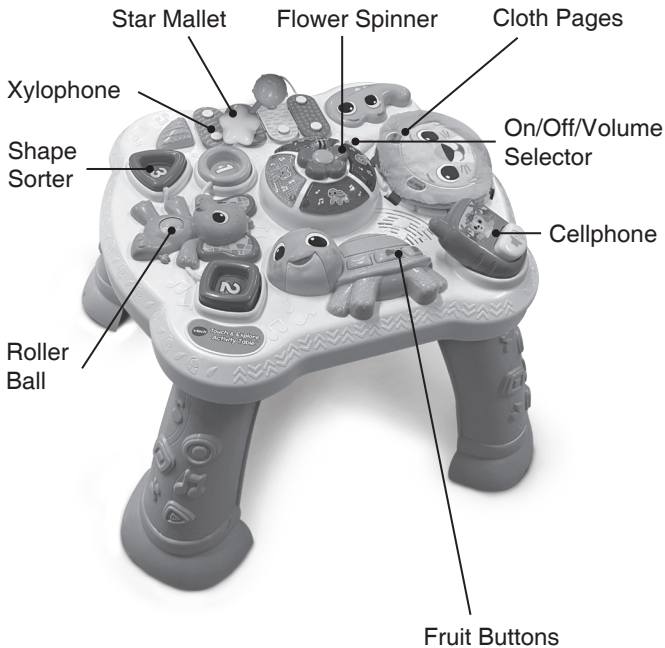
Information Manual

# Touch & Explore Activity Table™



# INTRODUCTION

Thank you for purchasing the **Touch & Explore Activity Table™**. Let's explore and learn with the jungle animals! Press any of the buttons on the table to hear fun phrases and sounds. Spin the dial to learn about animals and listen to melodies. Explore play and learning with a xylophone and six play zones.



# INCLUDED IN THE PACKAGE

- **Touch & Explore Activity Table™**
- Cellphone
- Four table legs
- Quick Start Guide

## **WARNING**

All packing materials, such as tape, plastic sheets, packaging locks, removable tags, cable ties, cords and packaging screws are not part of this toy, and should be discarded for your child's safety.

## **NOTE**

Please save this Instruction Manual as it contains important information.

## **ATTENTION**

Pour la sécurité de votre enfant, débarrassez-vous de tous les produits d'emballage tels que rubans adhésifs, feuilles de plastique, attaches, étiquettes et vis d'emballage. Ils ne font pas partie du jouet.


## **NOTE**

Il est conseillé de conserver ce manuel d'instructions car il comporte des informations importantes.

# GETTING STARTED

## Battery Removal and Installation

1. Make sure the unit is turned **Off**.
2. Find the battery cover located on the back of the unit. Use a coin or a screwdriver to loosen the screw and then open the battery cover.
3. Remove old batteries by pulling up on one end of each battery.
4. Install 2 new AA batteries following the diagram inside the battery box. (For best performance, alkaline batteries or fully charged Ni-MH rechargeable batteries are recommended.)
5. Replace the battery cover and tighten the screw to secure.



### WARNING:

Adult assembly required for battery installation.  
Keep batteries out of reach of children.



### ATTENTION :

Les piles ou accumulateurs doivent être installés par un adulte.  
Tenir les piles ou accumulateurs hors de portée des enfants.

## **IMPORTANT: BATTERY INFORMATION**

- Insert batteries with the correct polarity (+ and -).
- Do not mix old and new batteries.
- Do not mix alkaline, standard (carbon-zinc) or rechargeable batteries.
- Only batteries of the same or equivalent type as recommended are to be used.
- Do not short-circuit the supply terminals.
- Remove batteries during long periods of non-use.
- Remove exhausted batteries from the toy.
- Dispose of batteries safely. Do not dispose of batteries in fire.

## **RECHARGEABLE BATTERIES**

- Remove rechargeable batteries from the toy before charging.
- Rechargeable batteries are only to be charged under adult supervision.
- Do not charge non-rechargeable batteries.

## **IMPORTANT : INFORMATIONS CONCERNANT LES PILES**

- Mettre en place les piles ou les accumulateurs en respectant les polarités + et -.
- Ne pas mélanger des piles ou des accumulateurs neufs avec des usagés.
- Ne pas mélanger différents types de piles : alcalines, zinc-carbone et rechargeables.
- Seules des piles du type recommandé doivent être utilisées.
- Ne pas mettre les bornes d'une pile ou d'un accumulateur en court-circuit (en reliant directement le + et le -).
- Retirer les piles ou les accumulateurs en cas de non-utilisation prolongée.
- Enlever les piles ou les accumulateurs usagés du jouet.
- Ne les jeter ni au feu ni dans la nature.

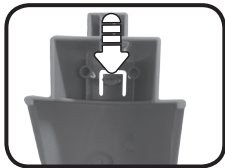
## PILES RECHARGEABLES

- Enlever, lorsque c'est possible, les accumulateurs du jouet pour les recharger.
- Les accumulateurs ne doivent être chargés que sous la surveillance d'un adulte.
- Ne pas tenter de recharger des piles non rechargeables.

## ASSEMBLY INSTRUCTIONS

With the **Touch & Explore Activity Table™** safety comes first. To ensure your child's safety, adult assembly is required.

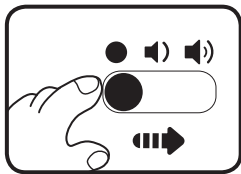
1. To use the **Touch & Explore Activity Table™** as a floor toy, place the **Activity Panel** on the floor and reserve the **Legs** for future use.
2. To use the **Touch & Explore Activity Table™** as an activity table, insert the **Legs** into the slots on the bottom of the **Activity Panel**.
3. To remove the table legs, press the tab and pull on the leg to remove it from the slot.



# PRODUCT FEATURES

## 1. On/Off/Volume Selector

To turn the unit **On**, slide the **On/Off/Volume Selector** to the Low volume (🔊) or the High volume (🔊) position. You will hear fun sounds, a phrase and a song. To turn the unit **Off**, slide the **On/Off/Volume Selector** to the **Off** ● position.



## 2. Automatic Shut-Off

To preserve battery life, the **Touch & Explore Activity Table™** will automatically shut off after approximately 30 seconds without input. The unit can be turned on again by pressing any button.

## NOTE

If the unit repeatedly powers down while playing, please install a new set of batteries.

## ACTIVITIES

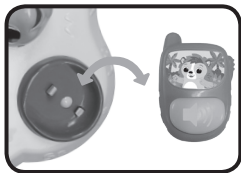
### 1. Cloth Pages

Touch, turn and feel the lion and tiger on the **Cloth Pages**. You will hear cute phrases and sounds when you press the button below the animal. The lights will flash with the sounds.




## 2. Cellphone

Pick up the pretend **Cellphone** to call the hedgehog. You will hear fun role-play phrases when you pick up or replace the **Cellphone** in the slot. The lights will flash with the sounds.



## 3. Fruit Buttons

Press the three **Fruit Buttons** on turtle's back to learn the names and colors of the fruit and hear a song and melodies. The lights will flash with the sounds.



## 4. Shape Sorter

Sort the **Shapes** or press the **Shape Buttons** with the elephant sorter to learn about numbers, colors and shapes and answer simple questions. The lights will flash with the sounds.



## 5. Flower Spinner


Turn the **Flower Spinner** to learn about the animals and hear playful melodies. When a melody is playing, spin the **Flower Spinner** to add animal sounds to the music. The lights will flash with the sounds.





## 6. **Xylophone**

Use the **Star Mallet** to play the alligator **Xylophone**. When done using the mallet, attach it to the storage slot on the bottom of the activity table.



### **WARNING:**

Do not use close to the ear! Misuse may cause damage to hearing.

## **MELODY LIST**

1. Mary Had a Little Lamb
2. Daring Young Man on the Flying Trapeze
3. Do You Know the Muffin Man?
4. Here We Go 'Round the Mulberry Bush
5. One, Two, Buckle My Shoe
6. While Strolling Through the Park One Day
7. Pat-a-Cake
8. A-Tisket, A-Tasket
9. Polly Put the Kettle On
10. Dill Pickles
11. Yankee Doodle
12. Diddle, Diddle, Dumpling
13. Three Little Kittens
14. Glow Worm
15. The Green Grass Grew All Around
16. Hickory, Dickory, Dock
17. White Coral Bells
18. Jack Be Nimble
19. Humpty Dumpty
20. Grandfather's Clock

# SONG LYRICS

## Song 1

It's time to play with the animals,  
Some are big and some are small.  
Some are bumpy some are soft.  
Touch, learn, discover and explore!

## Song 2

Elephant's learning to count.  
Count the colorful shapes.  
1 - 2 - 3, 3 - 2 - 1!  
Three brightly colored balloons.

## Song 3

Little turtle, walking slowly,  
Moving at its own speed.  
Slow and steady wins the race.  
Wave as turtle walks by.

## Song 4

Hedgehog's back is all spikey.  
He's so friendly and very chatty!

# CARE & MAINTENANCE

1. Keep the unit clean by wiping it with a slightly damp cloth.
2. Keep the unit out of direct sunlight and away from any direct heat sources.
3. Remove the batteries if the unit will not be in use for an extended period of time.
4. Do not drop the unit on hard surfaces and do not expose the unit to moisture or water.

# TROUBLESHOOTING

If for some reason the unit stops working or malfunctions, please follow these steps:

1. Turn the unit **Off**.
2. Interrupt the power supply by removing the battery.
3. Let the unit stand for a few minutes, then replace the battery.
4. Turn the unit **On**. The unit should now be ready to use again.
5. If the unit still does not work, install a new set of batteries.

## IMPORTANT NOTE:

If the problem persists, please call our **Consumer Services Department** at **1-800-521-2010** in the U.S. or **1-877-352-8697** in Canada, or by going to our website at **vtechkids.com** and filling out our **Contact Us** form located under the **Customer Support** link. Creating and developing **VTech®** products is accompanied by a responsibility that we take very seriously. We make every effort to ensure the accuracy of the information, which forms the value of our products. However, errors sometimes can occur. It is important for you to know that we stand behind our products and encourage you to contact us with any problems and/or suggestions that you might have. A service representative will be happy to help you.

## CAUTION

Changes or modifications not expressly approved by the party responsible for compliance could void the user's authority to operate the equipment.

## NOTE

This equipment has been tested and found to comply with the limits for a Class B digital device, pursuant to Part 15 of the FCC Rules. These limits are designed to provide reasonable protection against harmful interference in a residential installation. This equipment generates, uses and can radiate radio frequency energy and, if not installed and used in accordance with the instructions, may cause harmful interference to radio communications. However, there is no

guarantee that interference will not occur in a particular installation. If this equipment does cause harmful interference to radio or television reception, which can be determined by turning the equipment off and on, the user is encouraged to try to correct the interference by one or more of the following measures:

- Reorient or relocate the receiving antenna.
- Increase the separation between the equipment and receiver.
- Connect the equipment into an outlet on a circuit different from that to which the receiver is connected.
- Consult the dealer or an experienced radio/TV technician for help.

### **Supplier's Declaration of Conformity**

47 CFR § 2.1077 Compliance Information

Trade Name:	VTech®
Model:	5408
Product Name:	Touch & Explore Activity Table™
Responsible Party:	VTech Electronics North America, LLC
Address:	1156 W. Shure Drive, Suite 200 Arlington Heights, IL 60004
Website:	vtechkids.com

THIS DEVICE COMPLIES WITH PART 15 OF THE FCC RULES. OPERATION IS SUBJECT TO THE FOLLOWING TWO CONDITIONS: (1) THIS DEVICE MAY NOT CAUSE HARMFUL INTERFERENCE, AND (2) THIS DEVICE MUST ACCEPT ANY INTERFERENCE RECEIVED, INCLUDING INTERFERENCE THAT MAY CAUSE UNDESIRE OPERATION.

**Visit our website for more  
information about our products,  
downloads, resources and more.**

***vtechkids.com***  
***vtechkids.ca***

Read our complete warranty policy online at  
***vtechkids.com/warranty***  
***vtechkids.ca/warranty***

